

CiTi One Technical Data Low Lift Pallet Truck

CiTi One





Distinguishing features	1.1	Manufacturer			STILL	
	1.2	Manufacturer's model designation			CiTi One	
	1.3	Drive			Electric	
	1.4	Operation			Walking	
	1.5	Capacity/load	Q	kg	500	
	1.6	Load centre	c	mm	600	
	1.8	Load distance	forks up/down	x	mm	972/906 772/706
	1.9	Wheel base	y	mm	1185 985	
	Weights	2.1	Service weight (incl. battery)	5/9/15 Ah	kg	98/99/102
2.2		Axle load, laden	drive end/load end	kg	224/374	
2.3		Axle load, unladen	drive end/load end	kg	71/27	
Tyres/chassis	3.1	Tyres			Solid rubber	
	3.2	Tyre size	drive end	mm	∅ 310 x 85	
	3.3	Tyre size	load end	mm	Tandem ∅ 80 x 37	
	3.5	Number of wheels (x = driven)	drive end/load end		1x /2	
	3.6	Tread	drive end/load end	b ₁₀ /b ₁₁	mm	0/410
	Dimensions	4.4	Lift		h ₃	mm
4.9		Height of tiller in the drive position	min./max.	h ₁₄	mm	650/1170
4.15		Height, lowered		h ₁₃	mm	85
4.19		Overall length without load		l ₁	mm	1560
4.20		Length including fork backs		l ₂	mm	410
4.21		Total width		b ₁	mm	550
4.22		Fork dimensions		s/e/l	mm	140/55/1150 140/55/950
4.25		Overall fork width		b ₅	mm	550
4.32		Ground clearance, centre of wheel base		m ₂	mm	30/155
4.34		Working aisle width with 800 x 1200 pallet lengthways (w ₁₂ x l ₆)		A _{st}	mm	1815
4.35		Turning radius		W _a	mm	1387/1321 1187/1121
Performance	5.1	Travel speed	with/without load	km/h	4.5/6.0	
	5.2	Lifting speed	with/without load	cm/s	3.7/5.4	
	5.3	Lowering speed	with/without load	cm/s	4.9/5.8	
	5.7	Gradeability	with/without load	%	8	
	5.82	Permitted speed at thresholds and transitions		km/h	<2	
	5.9	Acceleration speed (over 10 m)	with/without load	s	7/6	
	5.10	Service brake			Electromagnetic	
Electric motor	6.1	Drive motor, rating S2 = 20 min		kW	0.3	
	6.2	Lift motor, rating at S3 = 5%		kW	0.35	
	6.3	Battery according to DIN 43531/35/36; A, B, C, no			Nickel battery	
	6.4	Battery voltage/nominal capacity 5 h		V/Ah	36/9	
	6.5	Battery weight	5/9/15 Ah	kg	6.4/7.0/10.5	
	6.6	Energy consumption according to VDI cycle		kWh/h	0.06	
Other	8.1	Transmission control			AC control	
	8.2	Sound level		dB(A)	<60	

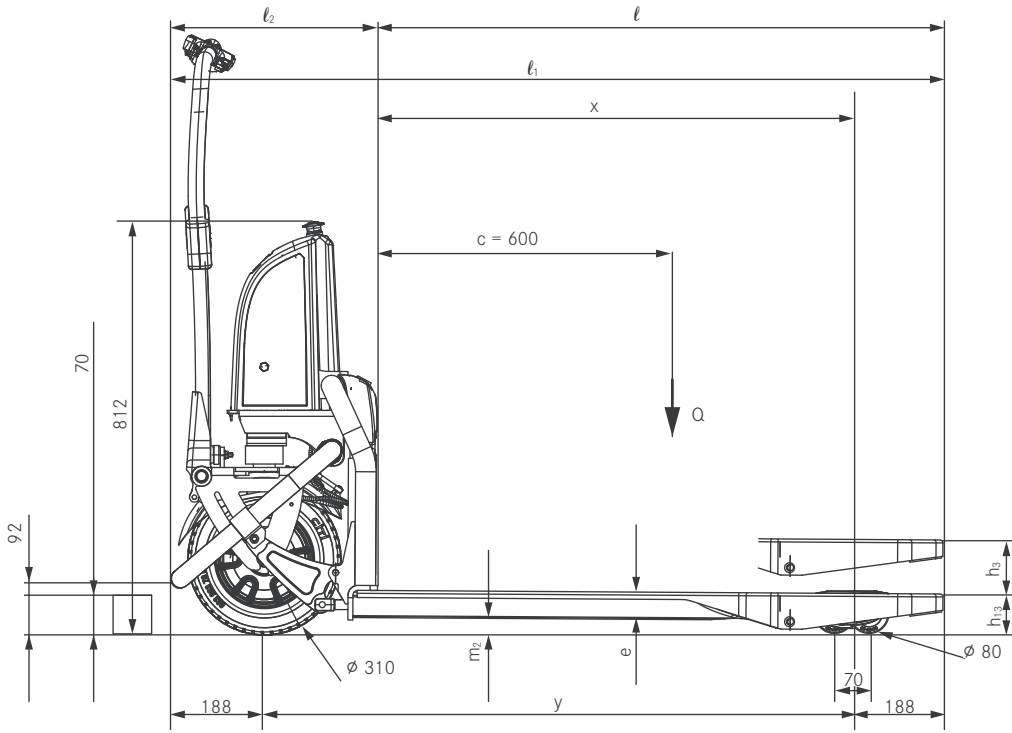
Battery power and charging times

Batteries				Maximum charging time		
Capacity	Voltage	Technology	Weight	Operating time	Standard charger	Fast charger
5 Ah	36 V	NiCd	6.4 kg	Up to 45 min	5 h	1 h 40 min
9 Ah	36 V	NiMH	7 kg	Up to 75 min	9 h	3 h
15 Ah	36 V	NiMH	10.5 kg	Up to 120 min	15 h	5 h

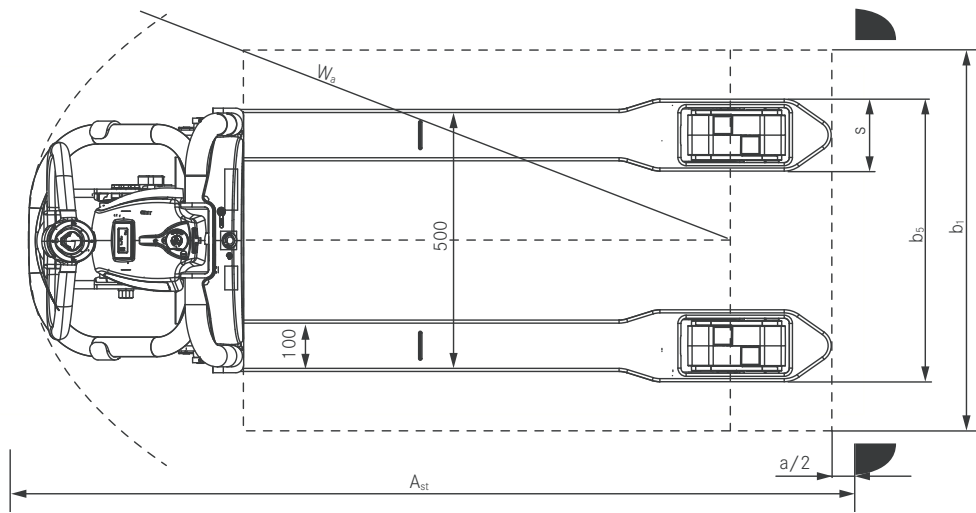
Step height

Maximum possible step height		
Load weight	Step height	Travel speed in km/h (recommended)
150 kg	70 mm	>2 km/h
300 kg	50 mm	>2 km/h
500 kg	45 mm	>2 km/h

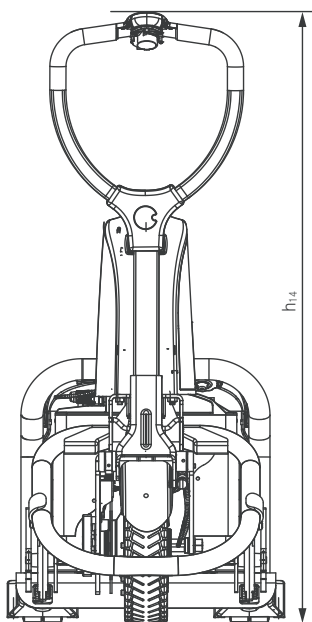
CiTi One Low Lift Pallet Truck
 Technical Drawings



Side view



Top view



Rear view

CiTi One Low Lift Pallet Truck

Detailed Photos



Can be used on any flooring thanks to profiled solid rubber drive wheel



Kerbs and thresholds up to 70 mm are easy to negotiate thanks to the climbing runners



Easy-to-use drive and lift functions with ergonomic single-handed control lever



Everything in view, all the time: multifunctional display shows operating hours, warnings, charging status and, optionally, weight



Fully chargeable at all times thanks to the CiTi One's intermediate charging function



Always ready for use: optional additional battery for extended operating time



The operator and the environment benefit from extremely quiet operation even on uneven floors



Mobility is ensured in every situation thanks to the emergency running feature



CiTi One Low Lift Pallet Truck

Innovative – for urban goods supply

Kerbs and thresholds up to 70 mm are easy to negotiate thanks to the climbing runners

Can be used on any flooring thanks to profiled solid rubber drive wheel

The operator and the environment benefit from extremely quiet operation



The STILL CiTi One is revolutionising urban goods supply. These electrically powered low lift pallet trucks are ultra-silent and effortlessly move loads weighing up to 500 kg – with a service weight of only 95 kg. The large solid rubber wheel runs with reliability, precision and good tracking: whether on roads, pavements or cobblestones. The CiTi One achieves excellent handling performance, not only tackling uneven floor surfaces with ease, but also traversing steps, kerbs, thresholds and tracks with heights of up to 70 mm. The parking brake ensures

stability on ramps and gradients. The control lever can be operated with one hand, meaning you always have this compact machine under full control. A glance at the multifunctional display provides you with information on the operating hours, the battery charging status and on the weight of the current load if required. All this makes the STILL CiTi One the ideal partner on the last leg of urban goods supply: for market stallholders and tradesmen or in hospitals, administrative buildings and leisure parks.

Extensive Equipment

Power

- Increased handling performance: loads of up to 500 kg can be transported with ease
- Highly reliable: optional additional battery for even longer operating time
- Optimal drive at all times on any flooring thanks to solid rubber drive wheel

Precision

- Transitions, kerbs and thresholds of up to 70 mm are easy to negotiate thanks to the climbing runners
- Easy to operate with one hand thanks to ergonomic tiller handle and precise single-handed control of driving and lifting functions for optimum performance
- Everything in view, all the time: Multifunctional display shows operating hours, errors, charging status and, optionally, weight of the load

Ergonomics

- Fatigue-free operation thanks to ergonomic tiller
- Electric driving and lifting minimises physical strain placed on operator
- CiTi One is easy to handle thanks to its low service weight

Compactness

- Perfect in confined spaces: extreme manoeuvrability due to short and narrow design

Safety

- Parking brake ensures good handling and stability: optimal combination of electric and mechanical brake
- Even greater operator safety thanks to standard accessories: horn, emergency stop and sensitive impact plate

Environmental Responsibility

- Extremely quiet operation with maximum 60 dB noise emission
- No CO₂ emissions thanks to electric driving and lifting functions
- Over 95% of all materials used are recyclable

CiTi One Low Lift Pallet Truck Equipment Variants



	CiTi One	
General	Various fork lengths	○
	Weighing equipment	○
	Multifunctional display	●
	Two access keys for access authorisation, emergency stop function and opening the battery compartment	●
	Climbing runners for easy traversing of thresholds and transitions of up to 70 mm	●
	PIEK certification: for low-noise deliveries of 60 dB	●
	For use in areas with temperatures down to -15 °C	●
	Ensures mobility thanks to emergency running feature	●
	Single-handed control lever	●
	Drive	Profiled solid rubber drive wheel tyres
Closed wheel-hub drive for maintenance-free deployment		●
Safety	Horn	●
	Sensitive impact plate for high operational reliability in confined spaces	●
	Speed limited to 4 km/h	○
Battery system	Automatic parking brake	●
	9 Ah nickel battery and mobile charger with battery charging cable	●
	15 Ah nickel battery and mobile charger with battery charging cable	○
	9 Ah or 15 Ah nickel battery and mobile charger 2 x 3 A with two battery charging cables for simultaneous charging of two batteries	○
	Additional 5 Ah nickel battery	○
Additional charger	○	

● Standard ○ Optional — Not available



STILL



STILL Materials Handling Ltd
Aston Way
Leyland Preston
PR26 7UX
Tel.: +44 (0)845 603 6827

STILL Materials Handling Ltd
Jacks Way
Hill Barton
Business Park
Clyst St. Mary
Exeter
EX5 1FG
Tel.: +44 (0)345 603 6827
info@still.co.uk
For further information please visit:
www.still.co.uk



STILL is certified in the following areas: Quality management, occupational safety, environmental protection and energy management.



first in intralogistics